

# AssistExpo - 2022 Fairs and Exhibitions Directory:

## Instructions for updating a Current Account

**IMPORTANT** – please ensure all applicable fields **are filled out accurately**. The information on these forms will be used to create the printed and digital “**Ontario Agricultural Fairs and Exhibitions Directory**” and update your Agricultural Society page on the [www.ontariofairs.com](http://www.ontariofairs.com) website and Agricultural Society Contact lists for the OAAS Manager. The information on the system as of March 15<sup>th</sup> at 11:59 pm will be part of the printed “**Ontario Agricultural Fairs and Exhibitions Directory**” that is distributed across Ontario.

**NOTE:** If you don't update your information by March 15<sup>th</sup> – your 2022 dates and information will be used in the printed Directory. Any changes after that date will only be input on the Ontario Fairs website.

**IMPORTANT:** Please go to the [www.ontariofairs.com](http://www.ontariofairs.com) website and go to your agricultural society page and click on the links for your website and Facebook and ensure that they work. **DO NOT assume they are correct** - we had numerous fairs that had incorrect links last year .e.g. **.com** instead of **.ca** or missing letters or typing errors (e.g. agricu**t**lural). Probably 5 to 10% of the website and Facebook and other social media links were incorrect 😞 .

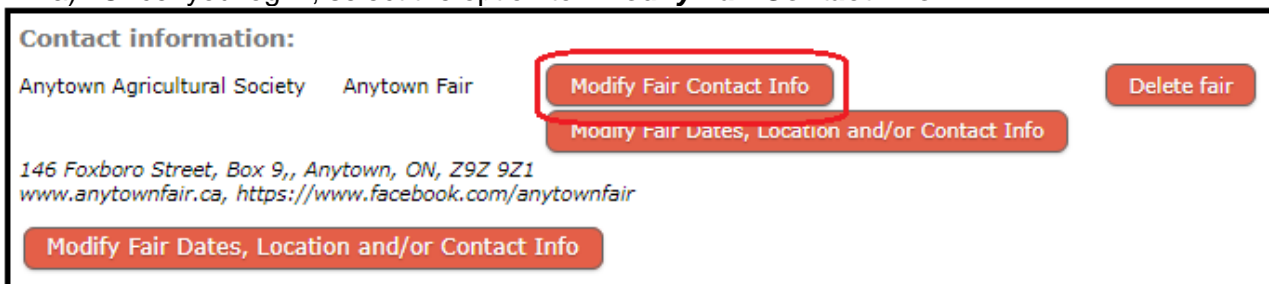
**REMINDER** –AssistExpo allows the agricultural society to log on at any time until December 31<sup>st</sup>, 2023 and update their 2023 fair or agricultural society contact information (i.e. Contact person's email address changes). NOTE: Your Agricultural Society is responsible for logging into AssistExpo and updating your fair or society contact information during the rest of the year whenever there are any changes to the information that has been submitted through the AssistExpo Directory Module. The OAAS will be notified of the changes.

**TIP** – any field with a \* at the end is a mandatory field and must be completed.

❖ **Here is the link to access AssistExpo to update your agricultural society and fair Information:** <https://www.assistexpo.ca/oaas-directory>

## NEW in 2022

- 1) **Logo** - You can upload your agricultural society or fair logo and it will be added to your society page on the [www.ontariofairs.com](http://www.ontariofairs.com) website.
  - a) Once you log in, select the option to “**Modify Fair Contact Info**”



**Contact information:**  
Anytown Agricultural Society    Anytown Fair    **Modify Fair Contact Info**    Delete fair  
**Modify Fair Dates, Location and/or Contact Info**

146 Foxboro Street, Box 9,, Anytown, ON, Z9Z 9Z1  
[www.anytownfair.ca](http://www.anytownfair.ca), <https://www.facebook.com/anytownfair>

**Modify Fair Dates, Location and/or Contact Info**

- b) Click the “**Select file...**” option

Logo: Select file... You did not provide a logo yet.  
To submit one, just click the button on the left.

**IMPORTANT: The information on this page will be included in our printed OAAS Directory and posted on the OAAS website. Please don't include personal email addresses or mailing addresses without the consent of the person involved.**


Save changes Cancel changes

c) Go to the location on your drive where logo is saved and select the file.

**NOTE:** The file must not be larger than 3Mb and can be in any of the following formats - jpg, jpeg, png, gif, tif, tiff

A message that the file has been accepted with a thumbnail of the logo should pop up. If it doesn't – check for an error message. i.e. file too large

- To change the logo, click on the “**Select file...**” button and it will allow you to upload a different file.

Logo: Select file... The submitted file (OAAS Logo 175th F.png) is accepted. 

**IMPORTANT: The information on this page will be included in our printed OAAS Directory and posted on the OAAS website. Please don't include personal email addresses or mailing addresses without the consent of the person involved.**

Save changes Cancel changes

## Reminders

- It is now mandatory for each agricultural society to provide the name and contact information for **three (3)** contact people.

**IMPORTANT:** ‘Contact 1’ section has been renamed to “**Primary Contact**” and is divided into 2 sections.

- The Primary Contact should be the person that corresponds with the OAAS Manager (i.e. Secretary or Secretary-Treasurer, Manager).
- If the Primary Contact’s roles do not include Treasurer or Secretary-Treasurer, then it is mandatory that the Treasurer or Secretary-Treasurer is listed as Contact 2 or 3. The other contact could be the President, Director, or another member of the agricultural society board.  
**NEW for 2023 – the Treasurer or Secretary-Treasurer must be included as one of the 3 Contacts. The program will not let you proceed further unless you have added the Treasurer or Secretary-Treasurer as one of the 3 Contacts.**
- Contact 2 & 3 - Each contact **MUST** have a unique email address and phone number i.e. the email address and phone number for Contact 2 and Contact 3 must be different from each other and different from the Primary Contact. (i.e. the generic agricultural society email address and/or phone number **CAN NOT** be input for each contact.)
- **NOTE: Contact 2 & 3 Information is for OAAS internal information only – it will not be included** in the printed “*Ontario Fairs and Exhibitions Directory*” or on the OAAS [www.ontariofairs.com](http://www.ontariofairs.com) website or shared with the public.
- **All correspondence from the OAAS Manager will be sent to all 3 Contacts.** This change is being implemented to ensure that the appropriate people are receiving important and time-critical information (i.e. membership fees renewal, funding notices, etc.).

❖ **Here is the link to access AssistExpo to update your agricultural society and fair Information:** <https://www.assistexpo.ca/oaas-directory>

# A) Instructions

## Logging into Assist Expo

### ❖ Screen 1

- Input your email address and password and select the “**Start Session**” button.

**Note:** depending on your system the email address and/or password may be prefilled

AssistExpo

Ontario Association of Agricultural Societies  
2021 Fairs and Exhibitions Directory  
Online Registrations

Help

Welcome to AssistExpo for your online registrations.

Use this site to make your entries; it's simple, secure and quick to complete.

To use the online registrations system, you need to enter your email address and your password and click *Start session*. To do that you need an account; if you don't have one, enter your email address and click *Create an account*. If you forgot your password, enter your email address and click *I forgot my password*.

The registration period for this event ends on: 2021-03-31.

Email address: anytownfair@mail.ca

Password: .....

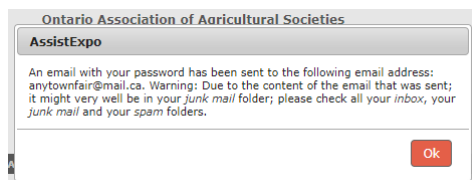
Start session I forgot my password Create an account

Ontario Association of Agricultural Societies  
2021 Fairs and Exhibitions Directory  
613-395-2465  
manager@oaasfairs.com  
http://ontarioagsocieties.com/

© Copyright 1996-2021 AssistExpo inc. All rights reserved. The software on this website is protected by copyright laws. Privacy Policy

**IMPORTANT:** If you have forgotten your password – click on the “*I forgot my password*” button - and an email with your password will be sent to the email address associated with the account.

**NOTE:** If the email does not show up in the *Inbox* in a reasonable amount of time – please check your *Junk* and *Spam* folders.





- If you want to change the password associated with the account - Select “*My Profile*” at the top right corner of the screen and then select the “*Change Password*” option.
- If you have access to the email address associated to the account and wish to change the email address to a different one– Select “*My Profile*” at the top right corner of the screen and then select the “*Use New Email Address*” option.



**IMPORTANT:** If the email address you used last year to access your AssistExpo account is no longer available – you will have to create a new account. [Click here](#) for instructions to create a new account.

## ❖ Screen 2

1. Select the “**Modify Fair Contact Info**” button to bring up the next screen to verify and/or update your agricultural society and fair information - name, mailing address, email, phone number, website link, Facebook information or other social media account information.



Ontario Association of Agricultural Societies  
2021 Fairs and Exhibitions Directory  
Online Registrations

Summary | **Add a fair** | Help | My Profile | Close

### Your online registrations with AssistExpo

You currently have 1 fair in your account.

**Ontario Association of Agricultural Societies - 2021 Fairs and Exhibitions Directory**  
1911 Foxboro-Stirling Rd., Stirling, ON, K0K 3E0  
Telephone: 613-395-2465  
manager@oaasfairs.com <http://ontarioagsocieties.com/>

**View the instructions for 2021 Fairs and Exhibitions Directory.**

The registration period for this event ends on: 2021-03-31.

**Contact information:**


Anytown Agricultural Society    Anytown Fair    **Modify Fair Contact Info**    **Delete fair**

**Modify Fair Dates, Location and/or Contact Info**

146 Foxboro Street, Box 9,, Anytown, ON, Z9Z 9Z1  
www.anytownfair.ca, <https://www.facebook.com/anytownfair>

**Modify Fair Dates, Location and/or Contact Info**

## ❖ Fair Contact Info screen:



Ontario Association of Agricultural Societies  
2021 Fairs and Exhibitions Directory  
Online Registrations

Help | My Profile | Close

### Information about the Fair

Please enter all the requested information below.

<b>Name of Society</b>	<input type="text" value="Anytown Agricultural Society"/>		
<b>Name of the Fair</b>	<input type="text" value="Anytown Fair"/>		
<b>Fair's email address</b>	<input type="text" value="anytownfair@mail.ca"/>		
<b>Fair's mailing address</b>	<input type="text" value="146 Foxboro Street, Box 9,"/>		
<b>City:</b>	<input type="text" value="Anytown"/>	<b>Province:</b>	<input type="text" value="ON - Ontario"/>
<b>Postal code:</b>	<input type="text" value="Z9Z 9Z1"/>		
<b>Fair's phone number</b>	<input type="text" value="613-000-9999"/>	<b>Cellphone:</b>	<input type="text"/>
<b>Fair's fax number</b>	<input type="text" value="613-000-9998"/>		
<b>Web site:</b>	<input type="text" value="www.anytownfair.ca"/>		
<b>Facebook:</b>	<input type="text" value="https://www.facebook.com/anytown"/>	<b>Instagram:</b>	<input type="text"/>
<b>Other information:</b>	<input type="text"/>		

**IMPORTANT: The information on this page will be included in our printed OAAS Directory and posted on the OAAS website. Please don't include personal email addresses or mailing addresses without the consent of the person involved.**

**Save changes**    **Cancel changes**

Please confirm your agricultural society email address, mailing address, phone /fax in the ‘**Fair**’ info fields are correct.

All information (including mailing address, email address and phone numbers) is pulled by the AssistExpo Program **to be included** in the printed “**Ontario Agricultural Fairs and Exhibitions Directory**” and under your agriculture society section on the OAAS [www.ontariofairs.com](http://www.ontariofairs.com) website.

**IMPORTANT:** If your agricultural society does not have their own email/ mailing address or phone number - **do not include the Primary Contact's personal Contact Information** (i.e. email address, phone number or mailing address) **in the Fair information fields unless you have their written permission** that it can be made public.

**Those fields are mandatory, so you cannot leave them empty.**

Please input the following generic information if your agricultural society **does not have** their own specific email address(es), and/or mailing address(es) and/or phone numbers. (i.e. – if your agricultural society has an email address but the Primary Contact uses their personal mailing address and telephone number – use your Fair email and put in the generic info for the other two fields.)

- Contact mailing address: **xxx**
- Contact email address: **xxx@xxx.ca**
- Contact phone: **999-999-9999**

**NOTE:** Once you have made required changes, click on the “**Save changes**” button.

**TIP:** You want to ensure that your visitors can access your website and Facebook page - **please double-check your website and Facebook links and make sure they are correct**– a significant number have been incorrect i.e. **.com** instead of **.ca** or spelling errors

2. Select the “**Modify Fair Dates, Location and/or Contact info**” button to verify and/or update Fair location, dates, events and activities or Contact Information.

**NOTE:** Clicking on the “**Save Changes**” button on the above screen also brings you to this screen.

**TIP** – any field with a \* at the end is a mandatory field and **must** be completed.

## ❖ **Fair Dates and Location section**

**IMPORTANT – Fairgrounds civic address** – ensure that this is the actual physical address of your fairgrounds. When visitors input this address into Google Maps or their GPS, you want to ensure that it will lead them to your fairgrounds.

**TIP - input your address into Google Maps and/or GPS to ensure that it shows up correctly!**

AssistExp

Ontario Association of Agricultural Societies  
2021 Fairs and Exhibitions Directory  
Online Registrations

Help | My Profile | Close

2021 Fairs and Exhibitions Directory

Directory entry for: **Anytown Fair, Anytown Agricultural Society**

To register for this event, you need to answer the following additional questions. Once you have answered all questions, please click the button below to save your answers and continue with your delegates.

There are several questions on this page and you will need to scroll down to answer them all.

OAAS Membership:  
District:

Fairgrounds information:  
Premises ID:  (List of OAAS Premises ID available online: [click here](#))  
Fairgrounds civic address:    
Fairgrounds GPS:

Enter the 'Fairgrounds address' address and click 'Locate' to find the GPS coordinates automatically.  
Or, locate a nearby address then click and drag the map and click on the exact location of the fairgrounds.

Google  
Map data ©2021 Google 200 m Terms of Use Report a map error

- a) **IMPORTANT:** You must update the Fair date information every year - ensure the year as well as the days/months is updated.

a)

## ❖ Fair Information for Directory and Website section

- b) **“Website - Fair Information”** field - update and/or verify your Fair events and activities information. This field allows approximately 250 words. Please go to the [www.ontariofairs.com](http://www.ontariofairs.com) website and check to determine if any information needs to be updated and to ensure your information is correct. **IMPORTANT** - Click on your website and Facebook links on your page and ensure that they work. We found several pages with incorrect links last year i.e. **.ca** instead of **.com** or spelling errors. The information in this field will be copied to your agricultural society’s page on the OAAS website so please verify that the links

b)

## ❖ Contact Information section

- c) Verify the Contact Information – have any names, email addresses, mailing addresses or phone numbers changed? We can’t send important information to your agricultural society if we don’t have the correct contact information.

**‘Contact 1’ section has been renamed to ‘Primary Contact’ and is divided into 2 sections**  
**Primary Contact** must be the person that receives OAAS emails and information from the OAAS Manager. This would most often be the Secretary or Secretary-Treasurer or Manager.

### ➤ Primary Contact – Section 1 fields

- Input First and Last Name and Position – mandatory fields\*
  - Input the agricultural society email address, mailing address and phone number(s).
- The Name and Contact information included under **“Primary Contact – Section 1”** fields **will be included** in the printed and digital **“Ontario Agricultural Fairs and Exhibitions Directory”** and under your Agriculture Society section on the OAAS [www.ontariofairs.com](http://www.ontariofairs.com) website.

**IMPORTANT NOTE:** If the **“Primary Contact”** uses their personal email and/or mailing address and/or phone number as their contact information for fair duties, **it must be listed in Section 2.**  
**Only include personal contact information** – (i.e. email address, phone number or mailing address) in Section 1 **if the person has given their written consent that their contact info can be made public.**

**NOTE:** The **“Primary Contact - Section 1”** fields **are mandatory**, so you cannot leave them empty.

Therefore you must input the following generic information in any of the fields in “Section 1” where the **Primary Contact** uses their personal contact information because the agricultural society **does not have** their own specific email address(es), and/or mailing address(es) and/or phone numbers. (i.e. – if your agricultural society has an email address but the Primary Contact uses their personal mailing address and telephone number – use your agricultural society email and put in the generic info for the other two fields.)

Use the following generic information to complete “Section 1”, only if required.

- Contact mailing address: xxx
- Contact email address: [xxx@xxx.ca](mailto:xxx@xxx.ca)
- Contact phone: 999-999-9999

### ➤ **Primary Contact - Section 2 fields**

- Input First and Last Name and Position – *mandatory fields\**
- Input email address, phone number(s) – *mandatory fields\** - this can be the same contact information listed in Section 1 or it may be the Primary Contact’s personal contact information. If the Primary Contact uses their personal email, phone number, etc. for any or all of the contact information for fair duties – it must be included in Section 2.

**IMPORTANT: The Contact information included under ‘Primary Contact – Section 2’ - is for OAAS internal information only – it will not be included** in the printed or digital “Ontario Agricultural Fairs and Exhibitions Directory” or on the OAAS [www.ontariofairs.com](http://www.ontariofairs.com) website or shared with the public. It will only be shared internally with the OAAS Manager and your Provincial Director. If there has been generic information included in “Primary Contact - Section 1” – their actual contact information must be included in “Primary Contact - Section 2”.

**IMPORTANT: Primary Contact – Section 1 and 2 - the contact listed in both sections must be the same person.** See example below – Jane Doe is used in both.

**NOTE:** if the Primary Contact has an agricultural society email/ mailing address/phone number, it can be entered in both the “**Primary Contact - Section 1**” and “**Primary Contact - Section 2**”.

#### Primary Contact - Section 1

**IMPORTANT:** All information listed in ‘Section 1’ **will be included** in the printed “OAAS Fairs and Exhibitions Directory” and under your Agriculture Society section on the OAAS [www.ontariofairs.com](http://www.ontariofairs.com) website. **Do not include the Primary Contact’s personal Contact Information** (i.e. email address, phone number) **in the Section 1 fields unless you have their written permission** that it can be made public.

Contact Position:	<input type="text" value="Fair Secretary"/>
Contact First Name:	<input type="text" value="Jane"/>
Contact Last Name:	<input type="text" value="Doe"/>
Contact Mailing address:	<input type="text" value="146 Foxboro Rd, Box 9 Anytown, ON Z9X 9Z1, Canada"/>
Contact email:	<input type="text" value="anytownfair_secretary@mail.ca"/>
Contact phone:	<input type="text" value="613-000-1234"/>
Contact cellphone:	<input type="text"/>
Contact fax:	<input type="text"/>

#### Primary Contact - Section 2 **NEW!!** Contact name in Section 2 **MUST** be the same person as listed in Section 1 above

**IMPORTANT:** information provided below is for OAAS internal use only; it will not be shared in the OAAS Directory or on the OAAS website.

Contact Position:	<input type="text" value="Fair Secretary"/>
Contact First Name:	<input type="text" value="Jane"/>
Contact Last Name:	<input type="text" value="Doe"/>
Contact Mailing address:	<input type="text" value="146 Foxboro Rd, Box 9 Anytown, ON Z9X 9Z1, Canada"/>
Contact email:	<input type="text" value="anytownfair_secretary@mail.ca"/>
Contact phone:	<input type="text" value="613-000-1234"/>
Contact cellphone:	<input type="text"/>
Contact fax:	<input type="text"/>

## ➤ Contact 2 and Contact 3 fields

**NOTE:** If there is a separate position for Treasurer – then it is essential that they are listed as Contact 2 or 3 so that we can ensure that your agricultural society gets the information regarding OAAS Membership fee information.

**NEW for 2023** – the Treasurer or Secretary-Treasurer must be included as one of the 3 Contracts. The program will not let you proceed further unless you have added the Treasurer or Secretary-Treasurer as one of the 3 Contacts.

- Input First and Last Name and Position - *mandatory fields*\*
- Input email address, phone number(s) – *mandatory fields*\*

**IMPORTANT:** the email addresses and phone numbers must be unique to each Contact so you must input a different email address and phone number for each Contact.

**NOTE:** The Contact information included under “**Contact 2 and Contact 3**” fields below is for OAAS internal information only – it will not be included in the printed or digital “*Ontario Agricultural Fairs and Exhibitions Directory*” or under your agricultural society section on the OAAS [www.ontariofairs.com](http://www.ontariofairs.com) website or shared with the public.

### Contact 2

Contact 2 information provided below is for OAAS internal use only; it will not be shared in the OAAS Directory or on the OAAS website.

Contact Position:	<input type="text" value="Fair President"/>
Contact First Name:	<input type="text" value="Jack"/>
Contact Last Name:	<input type="text" value="Frost"/>
Contact Mailing address:	<input type="text" value="146 Iceberg Rd, Box 9 Anytown, ON T0O 2C0, Canada"/>
Contact email:	<input type="text" value="jack.frost@brr.net"/>
Contact phone:	<input type="text" value="613-000-2222"/> <b>NEW - Contact email and phone number must be unique - can not be the same as Contact 1 or Contact 3</b>
Contact cellphone:	<input type="text" value="613-999-8765"/>
Contact fax:	<input type="text"/>

### Contact 3

Contact 3 information provided below is for OAAS internal use only; it will not be shared in the OAAS Directory or on the OAAS website.

Contact Position:	<input type="text" value="Fair Treasurer"/>
Contact First Name:	<input type="text" value="John"/>
Contact Last Name:	<input type="text" value="Deere"/>
Contact Mailing address:	<input type="text" value="999 Tractor Lane, Thistown, ON Z9X 0X9"/>
Contact email:	<input type="text" value="john.deere@tractor.com"/>
Contact phone:	<input type="text" value="613-999-1234"/> <b>NEW - Contact email and phone number must be unique - can not be the same as Contact 1 or Contact 2</b>
Contact cellphone:	<input type="text"/>
Contact fax:	<input type="text"/>

3. Click on the “**Save these answers**” button – the following page will come up. Please check the information to make sure it is correct.



**Your online registrations with AssistExpo**

You currently have 1 fair in your account.

**Ontario Association of Agricultural Societies - 2021 Fairs and Exhibitions Directory**

1911 Foxboro-Stirling Rd., Stirling, ON, K0K 3E0

Telephone: 613-395-2465

manager@oaasfairs.com <http://ontarioagsocieties.com/>

[View the instructions for 2021 Fairs and Exhibitions Directory.](#)

The registration period for this event ends on: 2021-03-31.

**Contact information:**
**Anytown Fair**
[Modify Fair Contact Info](#)

Contact person: Jane Doe

Name of Society: Anytown Agricultural Society

146 Foxboro Street, Box 9,, Anytown, ON, Z9Z 9Z1, 613-000-9999, anytownfair@mail.ca

www.anytownfair.ca, <https://www.facebook.com/anytownfair>

Additional information you have provided: [Modify this information](#) [Delete this membership](#)

**OAAS Membership:** OAAS District 3

**Fair dates:** 2021-03-05 to 2021-03-10, July 5 - 4pm to 11pm

**Fairgrounds address:** 146 Foxboro Rd, Anytown, ON Z9X 9Z1, Canada

**Fairgrounds GPS coordinates:** 44.2857175, -77.5323196

**Directory - Fair information:**

**Welcome to our 150th Fair!! Friday Night - Monster Demo Derby; Saturday - Tractor Pull; Sunday Light and Heavy Horse Pull** 4-H Dairy, Beef, Sheep and Pig Achievement Program; School and Homecraft Displays; Children's Entertainment; Large Midway; Live Entertainment

**Website - Fair information:**

**Welcome to our 150th Fair!! Friday Night - Monster Demo Derby - starts at 6pm; Saturday - Tractor Pull - starts at 10am; Sunday - Light and Heavy Horse Pull - starts at 10am** 4-H Dairy, Beef, Sheep, and Pig Achievement Program starts Saturday at 9am at 4-H Building; See our School and Homecraft Displays - 2 large buildings; Children's Entertainment - new this year Bobby the Clown ; Large Midway with over 40 rides and inflatables; Live Entertainment each night on the Grandstand. Friday - featuring our local Talent Search show!; Saturday - Pine River Rangers; Sunday - Elvis Impersonators.

**Primary Contact - Section 1:**

Jane Doe, Fair Secretary

146 Foxboro Rd, Box 9 Anytown, ON Z9X 9Z1, Canada

anytownfair\_secretary@mail.ca

613-000-1234

**Primary Contact - Section 2:**

Jane Doe, Fair Secretary

146 Foxboro Rd, Box 9 Anytown, ON Z9X 9Z1, Canada

anytownfair\_secretary@mail.ca

613-000-1234, 613-123-9999

**Contact 2:**

Jack Frost, Fair President

146 Iceberg Rd, Box 19 Anytown, ON Z9X 9Z1, Canada

jack.frost@brr.net

613-000-2222

**Contact 3:**

Jonathon Deer, Fair Treasurer

999 Tractor Lane, Thistown, ON Z9X0X9

jonathon.deer@tractor.com

613-999-1234

**Last update:**

Bev Brennan, 2021-02-04 @ 12:21

**Confirm and complete your registration**

Please click 'Submit' button to submit your changes. A copy of this form will be sent to your email address and to the OAAS. Thank you for registering online with AssistExpo.

[Submit](#)
[Print](#)

**IMPORTANT** – If the above screen information is correct and reflects changes you made, [click the “Submit” button to submit your information.](#)

**NOTE:** If you don't get an email from AssistExpo listing the changes – **then the changes were not submitted,** and you need to follow up.

**PRINT:** If you wish to print a copy of this report, click the **“Print”** button on the right corner.

# TROUBLESHOOTING

**IMPORTANT:** If your fair currently uses the AssistExpo program for your fair exhibits or prize money – you will have a different username and password for this module.

## Passwords

- **Forgot your password?** If you have forgotten your password – click on the “*I forgot my password*” button - and an email with your password will be sent to the email address that you are logging in with.

**NOTE:** If the email does not show up in your Inbox in a reasonable amount of time – please check your Junk and Spam folders.

- **How do I change my password ?** If you want to change the password associated with the account - Select “*My Profile*” at the top right corner of the screen and then select the “**Change Password**” option.



## Changing the email address associated with your AssistExpo account

- **How do I change the email address associated with our AssistExpo account?** If you have access to the email address associated to the account and wish to change the email address to a different one– Select “*My Profile*” at the top right corner of the screen and then select the “**Use New Email Address**” option.



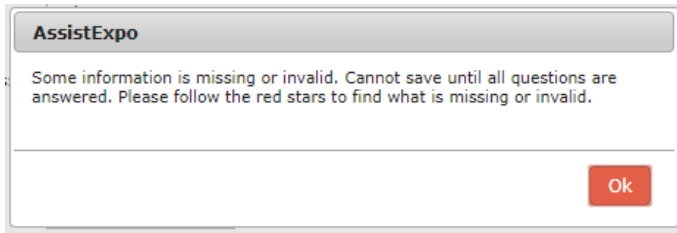
- **The email address used for the AssistExpo account is no longer available** If the email address you used last year to create your AssistExpo account is no longer available – you will have to create a new account. [Click here](#) for Instructions on how to set up a new account.

## Other issues

- **AssistExpo will not allow you to input information** – check for an error message on the screen – you may have exceeded the number of words a box will allow or have an incorrect format for an email address or website.
- **AssistExpo will not allow you to proceed to the next page or save your information** - check the information in the fields that have an \* beside them (mandatory fields) or are highlighted in yellow (The system has an issue with the information that was entered.)

**NEW for 2023** – ensure the Treasurer or Secretary-Treasurer is included as one of the 3 Contracts. The program will not let you proceed further unless you have added the Treasurer or Secretary-Treasurer as one of the 3 Contacts.

- **Error message** - If you click on “**Save these answers**” button and you get an error message, check the information in the fields that have an \* beside them (mandatory fields) or are highlighted in yellow (the system has an issue with the information that was entered).



- If you are logging back into AssistExpo after having completed creating your fair – you have to click on the “**Save these Answers**” button on the bottom of the 2<sup>nd</sup> screen to move to the next screen with the Fair Contact information. If you click on the “**Do not save these modifications**” button, it will take you back to the original screen

Name of the person filing this form:

Your Name: